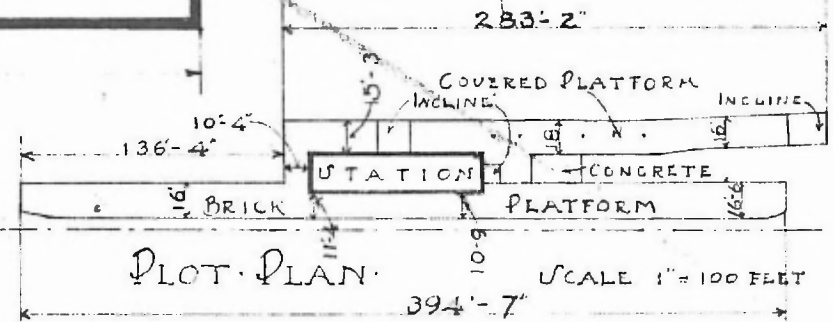

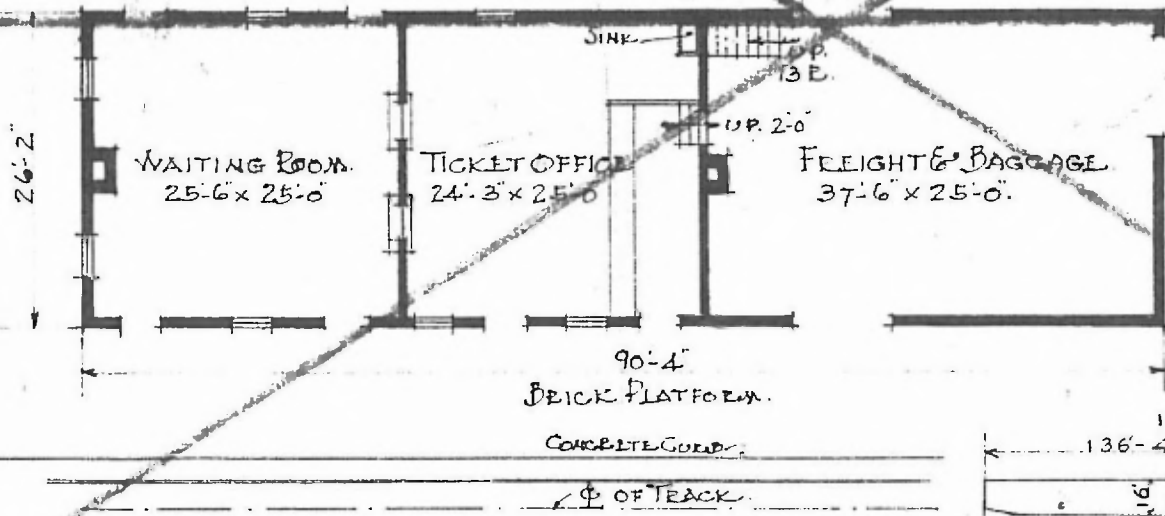


SECOND FLOOR PLAN:

- ERECTED 1870
- TYPE BRICK
- FOUNDATION STONE
- WALLS 13"
- ROOF TYPE GABLE SHINGLE
- PITCH 1/3
- HEATING STOVES.
- FLOOR 7/8 x 3/4" Y. PINE.
- FINISH INSIDE 7/8 x 3/4" M+B.
- OUTSIDE BRICK PAINTED
- CEILING HEIGHT 11'-4" FLY 13'-7" (2" ST. 8'-5")
- LIGHTING ELECTRIC 110. A.C. 2WIRE
- SANITARY FACILITIES OUTSIDE.



PASSENGER STATION AT
NEOSHO MO.

FLOOR PLAN.
SCALE 1/16" = 1'-0"

PLOT PLAN.
SCALE 1" = 100 FEET